

**DESCRIPTION**

The **GEFCO Select #SE301 Series X-Y MOTION Fountain Controller** is an electronic method of controlling speed and direction of jets above or BELOW the water. This motion controller features a MAX. adjustability of +/- 60° off of the neutral position in X and Y plane over 360° . It has an over all cycle time of approx. 1.0 seconds from -60° to +60° . It features a built in **COHERENT FLOW JET** with a 5/8" orifice with a max. flow rate of approx. 25-40GPM at 10-30 ft. TDH. The **COHERENT STABILITY** is lost with fast movements.

**Typical Specifications:**

**GEFCO Select #SE301 Series X-Y MOTION Fountain Controller WITH COHERENT FLOW JET:**

- Made of SST and Bronze, hard anodized aluminum, plastic and fiber glass.
- XX" NPT (Specify 1", 1-1/2" or 2")
- max. 60° Motion off of Neutral ( horizontal or vertical)
- 360° motion in operational plane.
- 24VDC linear motors
- 0-10VDC steering
- Standard IP66 protection
- **OPTIONAL IP68 Operation (MAX. 1.0M DEEP)(SPECIFY)**
- Cable entries to motor control box.
- IEC / UL Standard Amplifier
- Control via DMX, CAN OPEN, RS485, 0-10VDC (SPECIFY)
- MAX. Operating Pressure: 65 PSI
- Weight without nozzle: 200 LBS max.

**OPTIONS:**

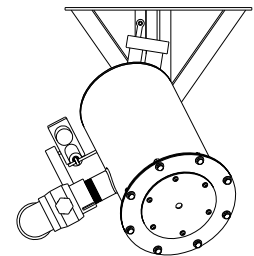
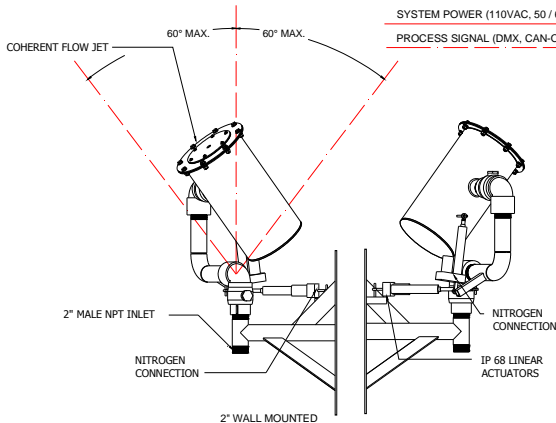
- Optional light mounting kits

**IMPORTANT NOTE:**

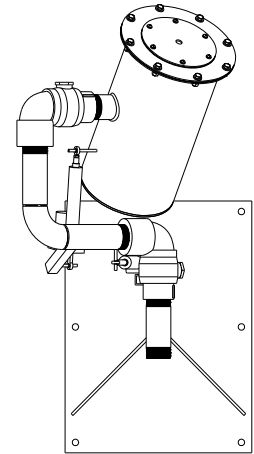
**ALL UNDERWATER UNITS REQUIRE A NITROGEN PURGE CONNECTION AND REQUIRES 1 EA. 1/4" TUBING TO EACH UNDERWATER UNIT. VALVE AND REGULATOR INCLUDED. THIS PUTS A POSITIVE PRESSURE ON THE SEALS OF THE ACTUATORS TO ASSURE LONG LASTING OPERATION AND A METHOD OF LEAK DETECTION ON THE PISTON SEALS BY OBSERVANCE OF LEAKING NITROGEN TO THE WATER SURFACE. THIS NITROGEN NET WORK IS DAISY-CHAINED FROM ONE UNIT TO THE NEXT.**

**IMPORTANT NOTE:**

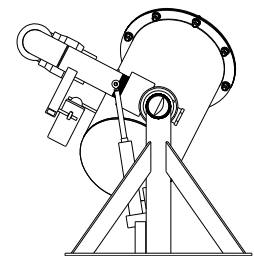
*The designers, installers and end users utilizing the electrical equipment described herein assume full responsibility for the compliance with the N.E.C and it's applicable articles, intents and consequences. Where the manufacturer and/or the supplier of the electrical equipment described herein does not control the application or usage, he assumes no responsibility whatsoever for any consequences arising out of the application, installation and/or usage of this or any other equipment and/or materials*



CEILING MOUNTED



WALL MOUNTED



FLOOR MOUNTED

