

GEORGIA FOUNTAIN COMPANY, INC.

2513 ROYAL PLACE, TUCKER, GA 30084 USA
 PHONE: +1 770.934.3297 FAX: +1 770.934.8770
 WEB: <http://www.georgiafountain.com>

FK201-Series


Cross Hatch Spray Ring and Aerated Stream Jet



Standard Features					Lighting Options
Catalog Number	Maximum Height in Feet	Maximum Spread in Feet	Minimum Pool in Feet	60 Cycle Pump Horsepower	Lighting Suffix (Quantity /Total Watts)
201-48	6	4	12	1/2 Hp (120)	(5 / 1250)
201-60	8	5	16	1/2 Hp (120)	(6 / 1500)
201-78	12	6	24	(2) 3/4 Hp (120)	(7 / 1750)

FK202-Series


Cross Hatch and Hourglass Spray Ring Patterns



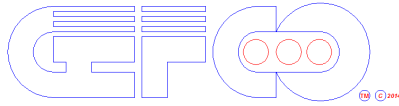
Standard Features					Lighting Options
Catalog Number	Maximum Height in Feet	Maximum Spread in Feet	Minimum Pool in Feet	60 Cycle Pump Horsepower	Lighting Suffix (Quantity /Total Watts)
202-48	4	4	8	1/3 Hp (120)	(5 / 1250)
202-60	6	6	12	1/3 Hp (120)	(6 / 1500)
202-72	8	8	16	1/2 Hp (120)	(7 / 1750)

FK203-Series Fall

Inside Dome and Outside




Standard Features					Lighting Options
Catalog Number	Maximum Height in Feet	Maximum Spread in Feet	Minimum Pool in Feet	60 Cycle Pump Horsepower	Lighting Suffix (Quantity /Total Watts)
203-36	6	6	12	1/3 Hp (120)	(5 / 1250)
203-48	6	10	12	1/3 Hp (120)	(6 / 1500)
203-72	8	16	20	1/2 Hp (120)	(7 / 1750)



GEORGIA FOUNTAIN COMPANY, INC.

2513 ROYAL PLACE, TUCKER, GA 30084 USA
 PHONE: +1 770.934.3297 FAX: +1 770.934.8770
 WEB: <http://www.georgiafountain.com>

FK204-Series



Outside Fall and Aerated Jet

Standard Features					Lighting Options
Catalog Number	Maximum Height in Feet	Maximum Spread in Feet	Minimum Pool in Feet	60 Cycle Pump Horsepower	Lighting Suffix (Quantity /Total Watts)
204-24	6	8	12	1/3 Hp (120)	(4 / 1000)
204-36	8	11	16	1/2 Hp (120)	(5 / 1250)
204-48	12	14	24	(2) 1/2 Hp (120)	(5 / 1250)

FK205-Series



Inside Fall and Aerated Jet

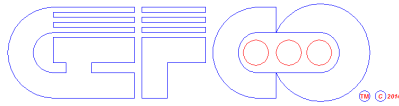
Standard Features					Lighting Options
Catalog Number	Maximum Height in Feet	Maximum Spread in Feet	Minimum Pool in Feet	60 Cycle Pump Horsepower	Lighting Suffix (Quantity /Total Watts)
205-36	6	3	12	1/2 Hp (120)	(5 / 1250)
205-48	8	4	16	1/2 Hp (120)	(5 / 1250)
205-72	12	6	24	(2) 3/4 Hp (120)	(8 / 2000)

FK206-Series



Inside Fall and Inside Dome

Standard Features					Lighting Options
Catalog Number	Maximum Height in Feet	Maximum Spread in Feet	Minimum Pool in Feet	60 Cycle Pump Horsepower	Lighting Suffix (Quantity /Total Watts)
206-48	6	4	12	1/3 Hp (120)	(5 / 1250)
206-60	6	5	12	1/3 Hp (120)	(6 / 1500)
206-72	8	6	16	1/2 Hp (120)	(7 / 1750)



GEORGIA FOUNTAIN COMPANY, INC.

2513 ROYAL PLACE, TUCKER, GA 30084 USA
 PHONE: +1 770.934.3297 FAX: +1 770.934.8770
 WEB: <http://www.georgiafountain.com>

FK207-Series



Outside Fall and Bursting Jet

Standard Features					Lighting Options
Catalog Number	Maximum Height in Feet	Maximum Spread in Feet	Minimum Pool in Feet	60 Cycle Pump Horsepower	Lighting Suffix (Quantity /Total Watts)
207-24	4	3	8	1/3 Hp (120)	(4 / 1000)
207-36	6	4	12	1/3 Hp (120)	(5 / 1250)
207-48	8	6	16	1/2 Hp (120)	(5 / 1250)

FK208-Series



Cross Hatch and Bursting Jet

Standard Features					Lighting Options
Catalog Number	Maximum Height in Feet	Maximum Spread in Feet	Minimum Pool in Feet	60 Cycle Pump Horsepower	Lighting Suffix (Quantity /Total Watts)
208-36	4	4	8	1/2 Hp (120)	(5 / 1250)
208-48	6	6	12	1/2 Hp (120)	(5 / 1250)
208-72	8	8	16	3/4 Hp (120)	(7 / 1750)