


GEORGIA FOUNTAIN COMPANY, INC.

2513 ROYAL PLACE, TUCKER, GA 30084 USA
 PHONE: +1 770.934.3297 FAX: +1 770.934.8770
 WEB: <http://www.georgiafountain.com>


FK101-Series



Inside Dome Spray Ring Pattern

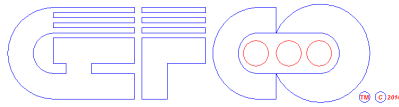
Standard Features					Lighting Options
Catalog Number	Maximum Height in Feet	Maximum Spread in Feet	Minimum Pool in Feet	60 Cycle Pump Horsepower	Lighting Suffix (Quantity /Total Watts)
101-24	5	2	10	4/10 Hp (120)	(2 / 500)
101-36	5	3	10	1/3 Hp (120)	(2 / 250)
101-48	6	4	12	1/3 Hp (120)	(3 / 750)
101-60	6	5	12	1/3 Hp (120)	(4 / 1000)
101-72	6	6	12	1/2 Hp (120)	(4 / 1000)

FK102-Series



Vertical Spray Ring Pattern

Standard Features					Lighting Options
Catalog Number	Maximum Height in Feet	Maximum Spread in Feet	Minimum Pool in Feet	60 Cycle Pump Horsepower	Lighting Suffix (Quantity /Total Watts)
102-24	5	2	10	4/10 Hp (120)	(2 / 500)
102-36	5	3	10	1/3 Hp (120)	(2 / 250)
102-48	6	4	12	1/3 Hp (120)	(3 / 750)
102-60	6	5	12	1/3 Hp (120)	(4 / 1000)
102-72	6	6	14	1/2 Hp (120)	(4 / 1000)



GEORGIA FOUNTAIN COMPANY, INC.

2513 ROYAL PLACE, TUCKER, GA 30084 USA
 PHONE: +1 770.934.3297 FAX: +1 770.934.8770
 WEB: <http://www.georgiafountain.com>

FK103-Series



Outside Fall Spray Ring Pattern

Standard Features					Lighting Options
Catalog Number	Maximum Height in Feet	Maximum Spread in Feet	Minimum Pool in Feet	60 Cycle Pump Horsepower	Lighting Suffix (Quantity /Total Watts)
103-24	5	5	10	4/10 Hp (120)	(3 / 750)
103-36	5	6	12	1/3 Hp (120)	(4 / 1000)
103-48	6	8	16	1/3 Hp (120)	(4 / 1000)
103-60	6	10	20	1/3 Hp (120)	(5 / 1250)
103-72	6	12	24	1/2 Hp (120)	(6 / 1500)


FK104-Series



Hourglass Spray Ring Pattern

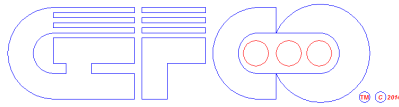
Standard Features					Lighting Options
Catalog Number	Maximum Height in Feet	Maximum Spread in Feet	Minimum Pool in Feet	60 Cycle Pump Horsepower	Lighting Suffix (Quantity /Total Watts)
104-24	5	5	10	4/10 Hp (120)	(3 / 750)
104-36	5	6	10	1/3 Hp (120)	(4 / 1000)
104-48	6	6	12	1/3 Hp (120)	(4 / 1000)
104-60	6	8	16	1/3 Hp (120)	(5 / 1250)
104-72	6	10	20	1/2 Hp (120)	(6 / 1500)

FK105-Series



Cross-Hatch Spray Ring Pattern


Standard Features					Lighting Options
Catalog Number	Maximum Height in Feet	Maximum Spread in Feet	Minimum Pool in Feet	60 Cycle Pump Horsepower	Lighting Suffix (Quantity /Total Watts)
105-24	5	2	10	4/10 Hp (120)	(3 / 750)
105-36	5	3	10	1/3 Hp (120)	(4 / 1000)
105-48	6	4	12	1/3 Hp (120)	(4 / 1000)
105-60	6	5	12	1/3 Hp (120)	(5 / 1250)
105-72	6	6	14	1/2 Hp (120)	(6 / 1500)



GEORGIA FOUNTAIN COMPANY, INC.

2513 ROYAL PLACE, TUCKER, GA 30084 USA
 PHONE: +1 770.934.3297 FAX: +1 770.934.8770
 WEB: <http://www.georgiafountain.com>

FK106-Series



Watercastle Jet

Standard Features					Lighting Options
Catalog Number	Maximum Height in Feet	Maximum Spread in Feet	Minimum Pool in Feet	60 Cycle Pump Horsepower	Lighting Suffix (Quantity /Total Watts)
106-075	4	4	8	3/10 Hp (120)	(2 / 500)
106-125	8	8	16	3/4 Hp (120)	(3 / 750)


FK107-Series



Cascade Jet

Standard Features					Lighting Options
Catalog Number	Maximum Height in Feet	Maximum Spread in Feet	Minimum Pool in Feet	60 Cycle Pump Horsepower	Lighting Suffix (Quantity /Total Watts)
107-075	2	1	6	1/2 Hp (120)	(1 / 250)
107-125	4	2	12	1/2 Hp (120)	(3 / 750)
107-150	6	3	12	3/4 Hp (120)	(3 / 750)
107-200	8	4	16	(2) 1 Hp (230)	(3 / 750)

FK108-Series



Aerated Stream Jet

Standard Features					Lighting Options
Catalog Number	Maximum Height in Feet	Maximum Spread in Feet	Minimum Pool in Feet	60 Cycle Pump Horsepower	Lighting Suffix (Quantity /Total Watts)
108-075	4	2	8	1/6 Hp (120)	(1 / 250)
108-100	6	2	12	1/3 Hp (120)	(2 / 500)
108-125	8	2	16	1/3 Hp (120)	(2 / 500)
108-150	10	3	20	1/3 Hp (120)	(3 / 750)
108-200	12	4	24	1/2 Hp (120)	(3 / 750)