

DESCRIPTION

The **GEFCO Select #EE112-Series Cord Seal** provides a watertight connection for underwater electrical cable to enter or leave submersible junction boxes or when used with GEFCO Select #EE119-Series Cord Seal Sleeve Fittings at the end of electrical conduit.

The GEFCO Select #EE112-Series Cord Seal is constructed of brass and fitted with neoprene glands for tight compression seal around cable. For Stainless Steel versions please see GEFCO Select #EE112SS Series.

When specifying, please use the following suffix as shown on the chart below to ensure that the proper fitting is supplied.

TYPICAL SPECIFICATIONS:

* **GEFCO Select #EE112-XX** Electrical Cordseal:

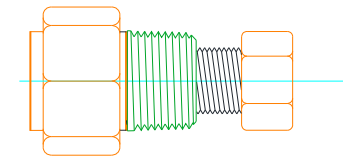
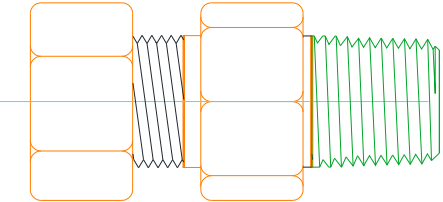
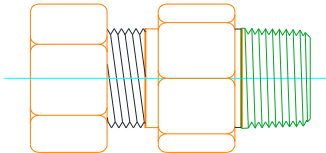
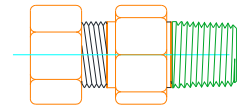
- machined brass
- compression type neoprene gland.
- for cable size specified (see table).
- U.L. listed.
- slip washer.
- X" male N.P.T. connection.

IMPORTANT

The designers, installers and end users utilizing the electrical equipment described herein assume full responsibility for the compliance with the N.E.C and it's applicable articles, intents and consequences. Where the manufacturer and/or the supplier of the electrical equipment described herein does not control the application or usage, he assumes no responsibility whatsoever for any consequences arising out of the application, installation and/or usage of this or any other equipment and/or materials



LISTED



EE112-	MALE NPT	CABLE MANUFACTURER & SIZE	DIAMETERS
00	1/2"	CARROL 16/3	.350/.435
01	1/2"	CARROL 14/3	.400/.480
02	3/4"	CARROL 12/3	.500/.625
03	3/4"	CARROL 12/4	.625/.750
03	3/4"	CARROL 12/5	.625/.750
03	3/4"	ROYAL 12/5	.625/.750
03	3/4"	ROYAL 12/6	.625/.750
03	3/4"	ROYAL 12/7	.625/.750
04	1"	ROYAL 12/8	.750/.875
06	1 1/2"	CARROL 12/9	1.000/1.187
06	1 1/2"	ROYAL 12/10	1.000/1.187
03	3/4"	ROYAL 10/3	.625/.750
03	3/4"	CARROL 10/4	.625/.750
03	3/4"	CARROL 8/3	.625/.750
03	3/4"	ROYAL 8/3	.625/.750
04	1"	ROYAL 8/4	.750/.875
04	1"	CARROL 6/3	.750/.875
05	1 1/2"	CARROL 6/4	.875/.995
05	1 1/2"	ROYAL 6/4	.875/.995
06	1 1/2"	ROYAL 4/4	1.000/1.187
06	1 1/2"		1.000/1.187
08	2"		1.125/1.375
09	3/4"E x 1/2"C	CARROL 16/3	.350/.435
10	1"E x 3/4" C	CARROL 10/3	.625/.750

IMPORTANT
Dimensions and/or Materials subject to change without notice