

DESCRIPTION

The **GEFCO Select #EE151NHV RGB LED SUBMERSIBLE Niche Mounted Light Fixture** is constructed to provide relative narrow dispersion of light and provides an approx. 1.6 Million computer controlled color rendition for low to medium range height spray effects or waterfalls. The fixture can also be equipped with single colored (optional DMX controlled) lighting boards in solid white, green, red, blue and amber (see GEFCO Select #EE151HVN LED60 -YY-ZZ). They can also be mounted in a slab hung or freestanding application. The light has available projection beam angles of up to 45°. It is equipped with a clear convex glass lens (flat armored lens optional). Fixture adjustment inside the niche is max. 10°.

Limits for this fixture is 45 Watts MAX. at 120VAC. These fixtures shall be connected to a common commercially available Class A GFCI circuit. Connections are made to standard U.L. Listed Deck Mounted Underwater Junction Boxes such as GEFCO Select #EE138 with GEFCO Select #EE137 series internal cord seals. Each light is DMX addressable by serial number at the time of installation, mounted in the field or at the factory. Each light uses 3 DMX channels. This light can be controlled from a GEFCO Select #EE960 DMX Dual Universe Controller (ORDER SEPARATELY) that will control up to 170 RGB light fixtures per universe or any other third party DMX512 standard show controller. This light should be operated submerged up to 12" (30CM), wet location ok. **DO NOT operate DRY.** For best light disbursement flat armored lense configuration is recommended.

TYPICAL SPECIFICATIONS:

*** GEFCO Select #EE151NHV RGB-LED-DMX-ZZ Niche Mounted Submersible Light Fixture:**

- cast bronze/ copper/ SST housing, SST fitted.
- RGB LED Lighting Board with DMX ON BOARD.
- 45 watt, 120 VAC.
- 15 feet of (18/5) single SOOW cable (see options).
- ZZ = beam angle specify (20° standard)^
- clear tempered convex glass lens (flat armored lens optional).
- silicon lens gaskets.
- rated IP68 to 30CM, for use in wet conditions.
- **ROCK GUARD NOT INCLUDED.**
- **RGB CONTROLLER NOT INCLUDED.**

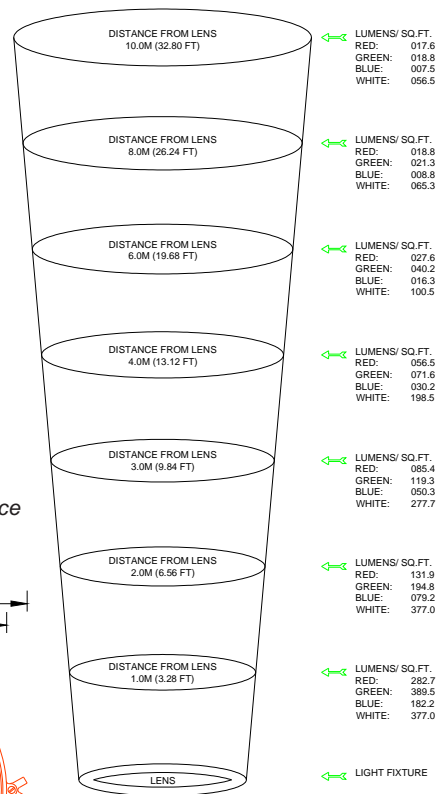
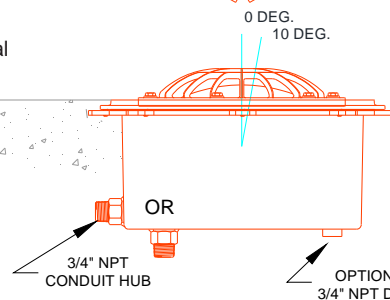

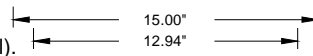
OPTIONAL ITEMS:

- Where as ZZ = Beam angles. Available are 10,20,30 and 45°(specify).
- Flat Armored Lens.
- GEFCO Select #EE151N-10 Rock Guard.
- GEFCO Select #EE960 RGB/ RGBW 512/1024-Channel DMX Controller(s)
- CORD LENGTH - Cable longer than 15'- 0" is optional and can be supplied at an extra cost. However, only 10'- 0" of **exposed** cable is permissible per NEC.

IMPORTANT

The designers, installers and end users utilizing the electrical equipment described herein assume full responsibility for the compliance with the N.E.C. and it's applicable articles, intents and consequences. Where the manufacturer and/or the supplier of the electrical equipment described herein does not control the application or usage, he assumes no responsibility whatsoever for any consequences arising out of the application, installation and/or usage of this or any other equipment and/or materials.

IMPORTANT
Dimensions and/or Materials subject to change without notice



Shown with rock guard

